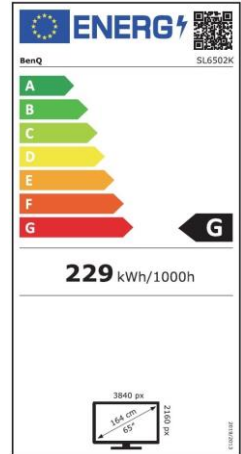



Data sheet

BenQ SL6502K

Large Format Display

- 4K UHD 3840 x 2160
- Brightness 500 cd/m
- Android 8 OS
- X-Sign Support
- Pantone validated



Modell : SL6502K
Art. Nr. / EAN Code : 9H.F68PK.NA2 / 471 8755 08105 7

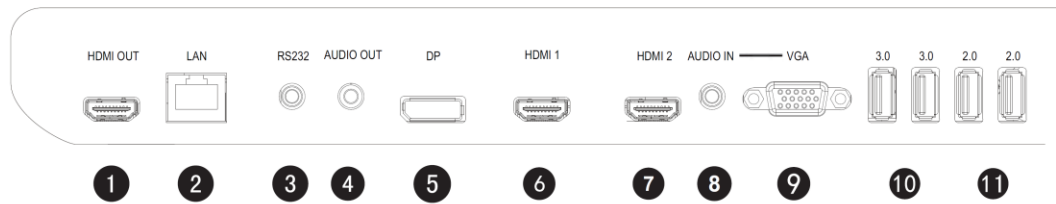
Panel	Type : 165.1 cm / 65" Wide TFT IPS-Technology Panel Native Resolution : 3840 x 2160 4K UHD / 16:9 Panel / Pixelpitch : 10 Bit / 0.372 mm Max. colors : 16.7 Mio. Backlight : Direct LED Viewing Angle H / V : 178° / 178° contrast (static) : 1200:1 Brightness : 500 cd/m ² Response time : 8 ms
Input- / Output	input : Power AC, VGA, 2x HDMI, DP in, Audio in (3,5 mm), RS232 in, RJ45 in, 4x USB (Typ A) output : Audio Line out (3.5 mm), HDMI out
Software	Multiple Display Control (MDA) : Supported OS: WinXP 32 bit, WinVista 32/64 bit SP2, Windows 7 32/64 bit OSD control on backside : On/Off - Switch, 6 OSD buttons , Standby button Features : Image Setting, Source / Volume Control, OSD rotation (clockwise), Sharpness Enhancement, Picture in Picture, HDMI-HDCP, Scheduling, Internal Temperature Sensor, Multiple Display Administrator, Device Management Solution (DMS)
Extra	Internal Speakers : 10W x 2 Mounting : 400 x 400 mm, 4 – M8 Operating hour per day : 24/7 Mounting direction : Landscape / Portrait Storage : 32 GB
Energy	Power supply : external Voltage for operation : 100 ~ 240 VAC ; 50 / 60 Hz Power consumption (max.) : 225 W (sleep mode) : < 0,5 W
Certification Environment	Safety : CE, Energy Star 8.0 Operation : + 0 ~ +40°C Storage : -10 ~ +60°C
Characteristic	Weight net : 35.5 kg Housing color : black Bezel width : 12.6 mm Dimension (W x H x D) : 1455 x 830 x 72 mm Standard Accessories : Quick Start Guide, Power- / HDMI- / VGA- cable, manual (electronic), remote

Warranty terms : 3 years on-site exchange



Data sheet

Input and Output Terminals



No.	Name	Description
1	HDMI OUT	Connects to display devices with an HDMI input.
2	LAN	10/100 LAN interface, connecting RJ45 terminals.
3	RS232	Serial interface, used for mutual transfer of data between devices.
4	AUDIO OUT	Connects to an external audio device (such as a speaker, stereo system, or headphone) to output the audio that is supplied by the video source.
5	DP	Connect a video source to a display device.
6	HDMI 1	Receive 4K2K 60Hz supported signals from an external device.
7	HDMI 2	Receive 4K2K 60Hz supported signals from an external device.
8	AUDIO IN	Receives audio signals from an external device.
9	VGA	Receive analog RGB signals from an external device (such as a computer).
10	2.0	Access multimedia files on USB drives directly.
11	3.0	Access multimedia files on USB drives directly.

Dimension:

